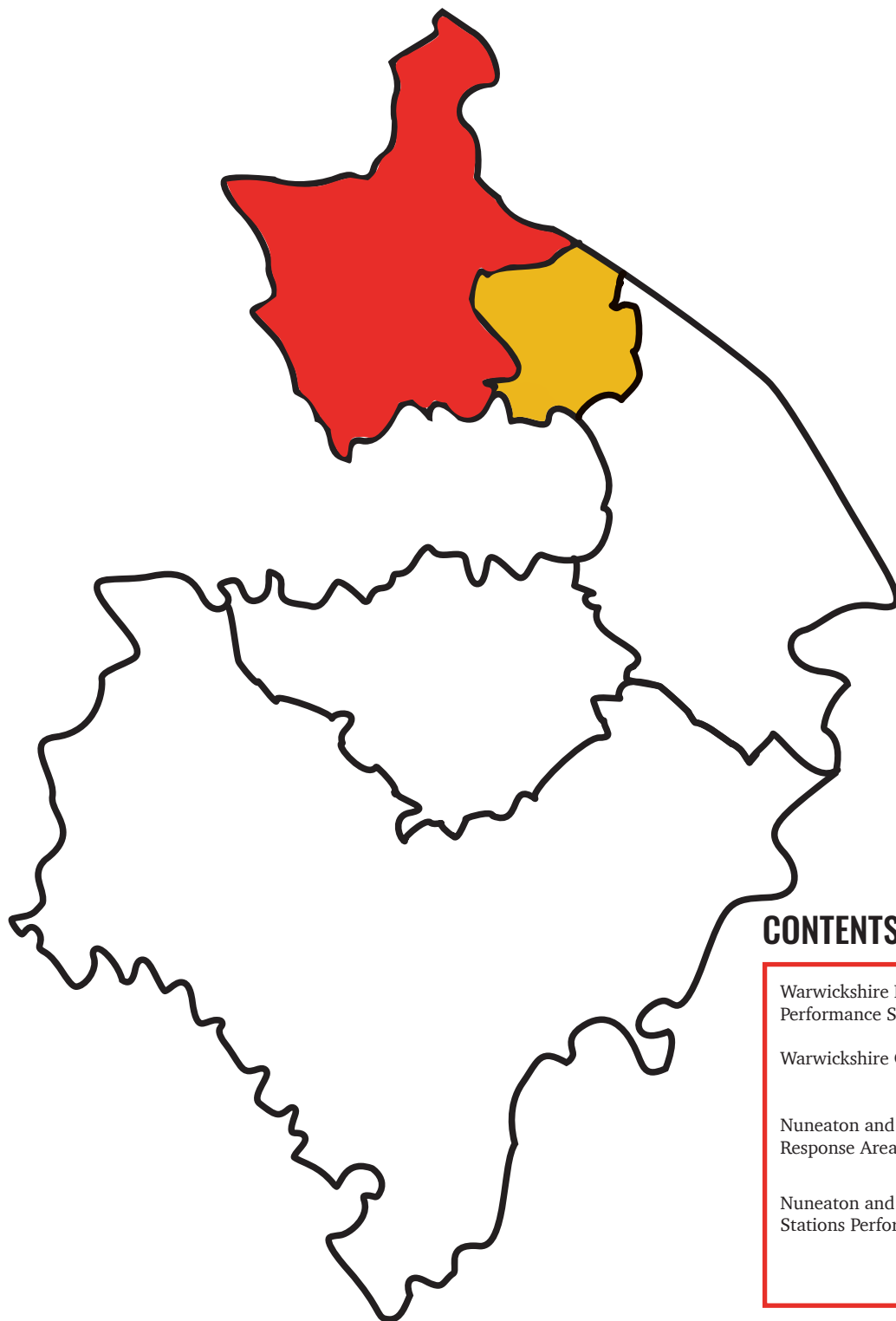




# AREA PROFILE: NUNEATON AND NORTH WARWICKSHIRE

---



## CONTENTS

Warwickshire Fire & Rescue Service(WFRS) Performance Standards Explained	2
Warwickshire Current Fire Stations	3
Nuneaton and North Warwickshire, Current Response Areas	4
Nuneaton and North Warwickshire Fire Stations Performance 2018-19	5

## Warwickshire Fire & Rescue Service(WFRS) Performance Standards Explained

### WFRS Performance Standards

The Service has a set of Emergency Response Standards that it is measured against.

Prior to April 2015, the standard was to provide an appliance to an incident within ten minutes of receiving a call in an urban area, and within twenty minutes in a rural area. A changing risk profile resulted in the adoption of an overall performance standard based on attendance to life risk incidents wherever they occur. These include Road Traffic Collisions (RTCs), which are as likely to occur on fast rural roads and motorways, as well as in urban areas.

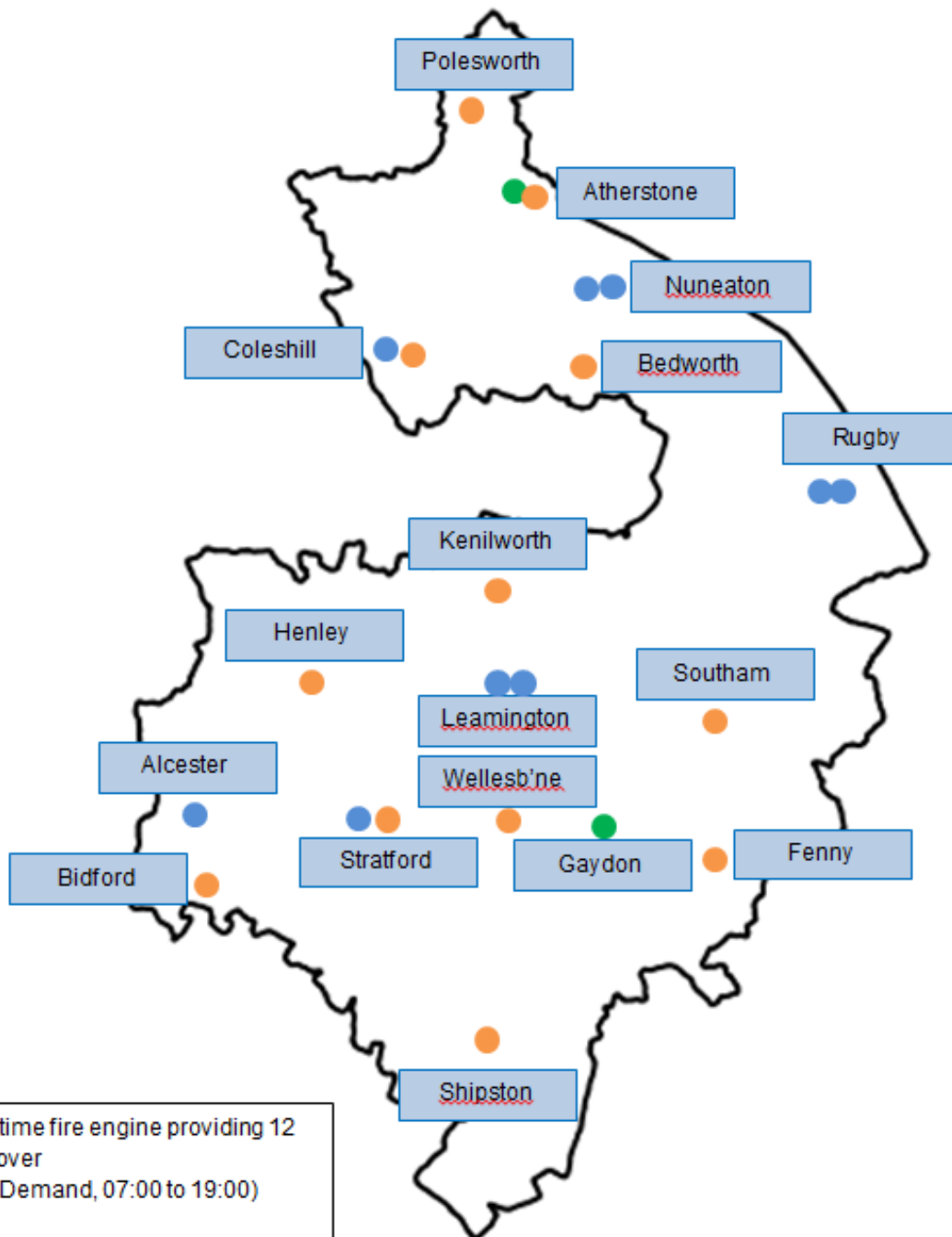
Since April 2015, the performance standard is:

- The first fire engine will attend life risk emergencies (P1&P2) across the County within 10 minutes on 75% of occasions.
- The second fire engine will attend life risk emergencies across the County within 15 minutes on 90% of occasions.

### WFRS Incident Priorities

Priority Level & Definition	Examples
P1 (Highest Priority) Incidents which pose an immediate threat to human life	Persons physically trapped Rescue from water Rescue from Road Traffic Collision Building fire, persons reported
P2 Incidents which pose a serious hazard and high risk threat to life	Building fire or explosion Fire in a train Fire in electrical installations Caravan fire Lorry or coach fire
P3 Incidents which pose a potential serious hazard to human life	Car fire Hazardous Materials Chimney Railway Embankments
P4 Incidents which pose a potential hazard to human life	Small fire outdoors Roadside Furniture
P5 (Lowest Priority) Incidents which pose a confirmed low hazard to human life	Fire believed to be already out

## Warwickshire Current Fire Stations



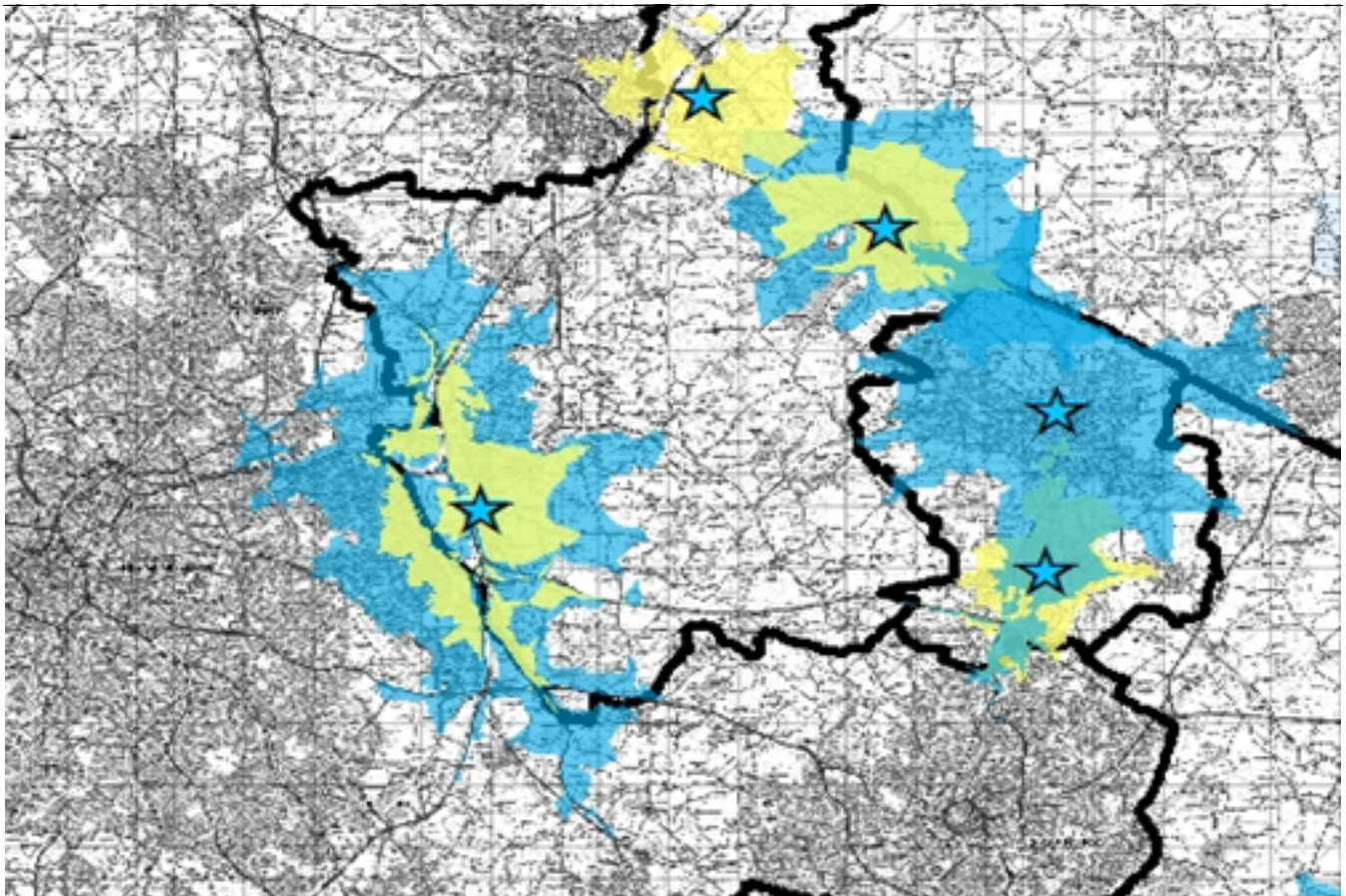
- Wholetime fire engine providing 12 hour cover (Peak Demand, 07:00 to 19:00)
- Wholetime fire engine providing 24 hour cover (Shift Crewed)
- On Call fire engine (Retained Duty System)

## Nuneaton and North Warwickshire, Current Response Areas

The map below shows the current area where fire engines respond to emergency incidents within 10 minutes, from current fire station locations.

The blue area represents response from a whole time fire engine and the yellow area represents response from an on-call fire engine.

## Nuneaton and North Warwickshire Fire Station 10 minute response areas



## Nuneaton and North Warwickshire Fire Stations Performance 2018-19

*Nuneaton and North Warwickshire Fire Stations Performance 2018-19*

Operational Incidents, 2018-19:

	Nuneaton	Bedworth	Coleshill	Atherstone	Polesworth	Warwickshire
High Priority Life Risk Incidents (P1 & P2)	68	46	34	32	13	552
All Incidents (All Types, P1 - P5)	598	344	240	188	92	3914
Fires in Dwellings (P1/P2 in Dwellings)	37	21	3	9	4	175
RTC Incidents (P1 RTCs)	31	21	58	18	18	354